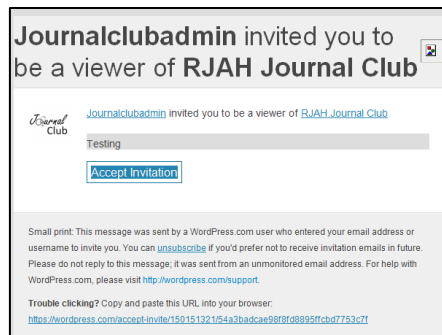
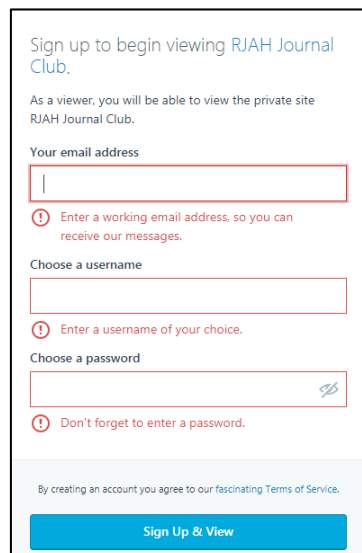


Joining the RJAH Journal Club online

1. Email the library rjah.library@nhs.net and ask to join the journal club
2. The library will send you an email invitation
3. Click Accept invitation



4. You will be asked to provide a username and password. (Bear in mind your username will be publicly visible should you choose to comment on an article so please choose your username wisely).



Sign up to begin viewing RJAH Journal Club.

As a viewer, you will be able to view the private site RJAH Journal Club.

Your email address

Enter a working email address, so you can receive our messages.

Choose a username

Enter a username of your choice.

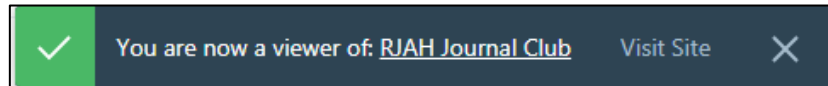
Choose a password

Don't forget to enter a password.

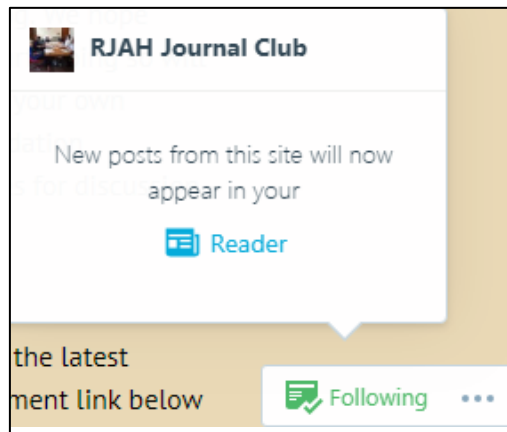
By creating an account you agree to our fascinating [Terms of Service](#).

[Sign Up & View](#)

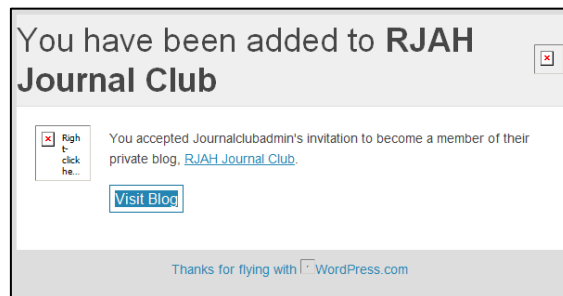
5. Click sign up and view
6. Click on RJAH Journal Club to get to the introductory page and read about the journal club. (NB You may find it works better using Google Chrome as a Browser if you have problems opening articles in Internet Explorer).



7. Click follow and add to your Reader so you can find the journal club pages again. (You can also right click and save as a favourite or shortcut.) The site is <https://rjahjournalclub.home.blog/>



8. You will also receive an email confirmation with a link which you may keep and use to return to the blog page



9. If you already have a WordPress account the joining instructions may differ slightly from the above. In case of query pop in to the library or give us a call x 4681/4388.
10. Should you leave the Trust we would be grateful if you would delete your account.
11. By signing up for the above you are agreeing to the library keeping your name and email on a database for the purposes of running the group and ensuring RJAH staff only access. Should you leave the Trust your access and details will be removed within 6 months.